


Large Block 1 – Revelation 4

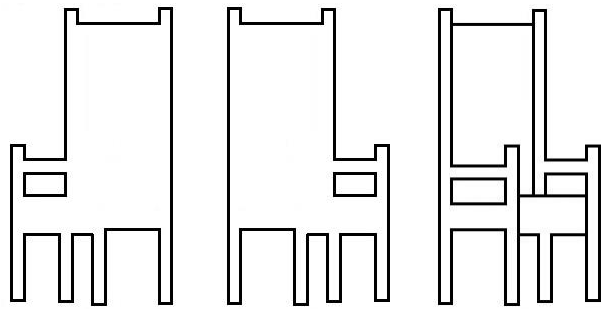
Placement Guide



The finished background size is 18" x 24"; cut the fabric at least 1/4" larger on all sides to allow for seam allowances. Use a medium/dark fabric that contrasts well with white and gold. This block will be trimmed to fit during construction.

Large Block 1 – Patterns

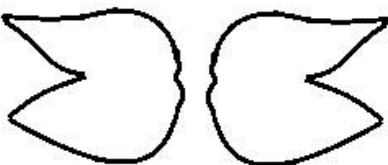
HOLY IS

THE 




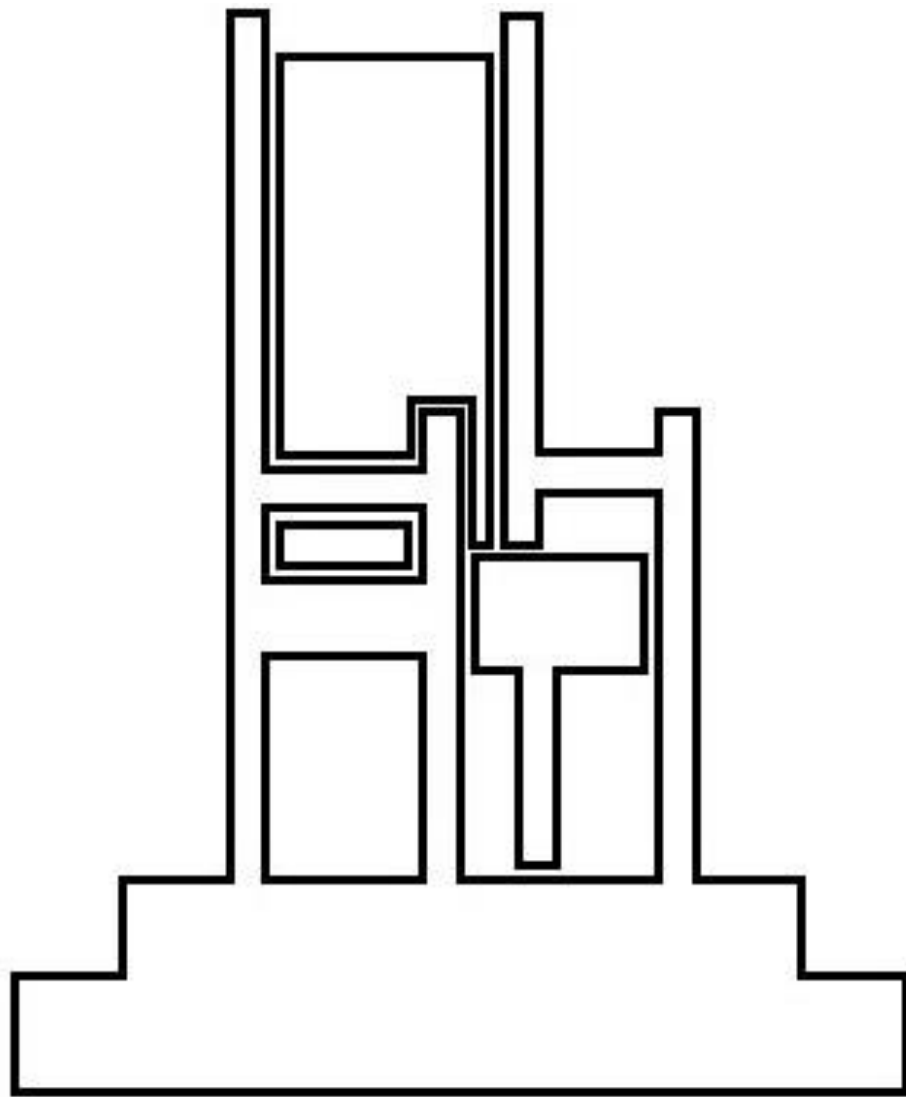
LORD  

GOD AL

MIGHTY



Each of the four creatures that surround the large throne should have 3 pairs of wings. You will need to trace 6 of each of these pairs of wings to complete the block. You will need to trace 12 left facing chairs and 12 right facing chairs, using the pattern that shows the outline only. The chair with the detail shows you where to mark with a permanent marker.



You will need to make 7 candlesticks/
lamps with their flame to place before
the large throne. Each of the creatures
on this page is to have 3 pairs of wings
on its back. Note: I made the large
throne out of white satin.